



Model NV-3213S 32-Channel Video Transceiver Hub



RJ45 Adaptors
Included

Features:

- Compact rack mountable 19" 1U high enclosure features 32 channels and only 1.54" (40mm) deep
- Use with any NVT passive transceiver or hub for full motion CCTV at distances up to 750ft (225m)
- Use with any NVT DigitalEQ™ Hub or active receiver as a rack-mountable passive transmitter for distances up to 3,000ft (1km)
- Use with any NVT StubEQ™ for distances up to 1,500ft (460m)
- RJ45 video connectivity with optional NV-RJ45A RJ45-to-screw terminal adaptors (included)
- No power required
- Exceptional interference rejection
- Built-in transient protection
- Supports “up-the coax” type control signal up to 750ft (225m)
- Compatible with qualified UTP cameras
- Limited lifetime warranty

The NVT Model NV-3213S is a compact 32-channel passive transceiver hub that allows transmission of real-time monochrome or color video over Unshielded Twisted-Pair (UTP) telephone wire. Baseband (composite) signals of any type are supported.

“Up-the-coax” type signal may be sent over the same wire pair at distances up to 750ft (225m).

The unparalleled interference rejection ability of the Model NV-3213S Hub allows video signals to co-exist in the same wire bundle as telephone, datacom, or low-voltage power circuits. Perfect for larger CCTV installations where port density and camera number growth are prevalent. With built-in transient protection, damaging voltage spike problems are eliminated.

Network Video Technologies

4005 Bohannon Drive • Menlo Park, CA 94025 • USA
(+1) 650.462.8100 • FAX (+1) 650.326.1940
nvt.com • www.nvt.com/email

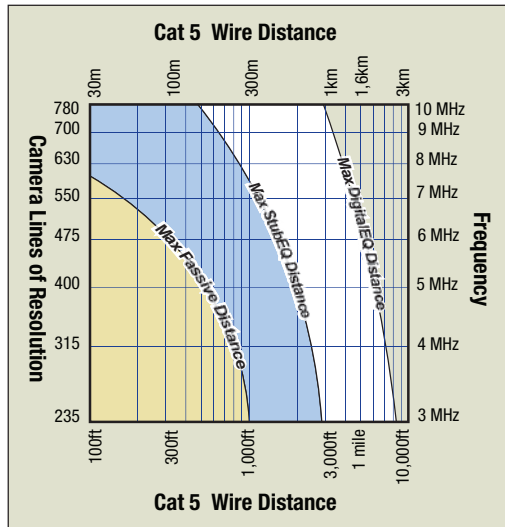


Model NV-3213S

32-Channel Video Transceiver Hub

Technical Specifications

VIDEO DISTANCE RECOMMENDATIONS



VIDEO

Frequency response	DC to 10 MHz
Attenuation	0.5 dB typ
Common-mode / Differential-mode rejection	60 dB typ
15 KHz to 5 MHz	
Impedance	75 ohms
Coax, female BNC	100 ohms
UTP, Screw terminal block or RJ45	

	1 Ch. 2, 6, 10, 14, 18, 22, 26, or 30
	2 Ch. 1, 5, 9, 13, 17, 21, 25, or 29
	3 Ch. 3, 7, 11, 15, 19, 23, 27, or 31
	4 Ch. 4, 8, 12, 16, 20, 24, 28, or 32

WIRE TYPE

Network Wiring	One Unshielded Twisted Pair
	24-16 AWG (0,5-1,31mm)
Category Type	2 or better
Impedance	100 ± 20 ohms
DC Loop Resistance	52 ohms per 1,000ft (18 ohms per 100m)
Differential Capacitance	19 pF/ft max (62 pF/m max)

POWER

No external power required

ENVIRONMENTAL

Ambient temperature	-22 to +167°F (-20 to +75 °C)
Humidity (non-condensing)	0 to 95%
Transient Immunity	per ANSI / IEEE 587 C62.41

MECHANICAL

Dimensions, excluding brackets and connectors	
Packaged weight	2.2lbs (1kg)
Dimensions	19in wide, 1.7in high, 1.8in deep 43cm wide, 4,3cm high, 40mm deep
Mounting	
Rack or wall mount	

ACCESSORIES (included)

Eight NV-RJ45A RJ45 to screw terminal adaptors
Rack mounting screws and screw driver

Specifications subject to change without notice.

Network Video Technologies

4005 Bohannon Drive • Menlo Park, CA 94025 • USA
(+1) 650.462.8100 • FAX (+1) 650.326.1940
nvt.com • www.nvt.com/email

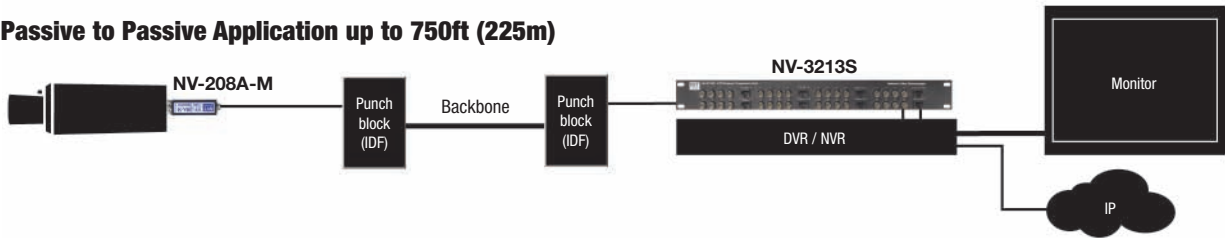


Model NV-3213S

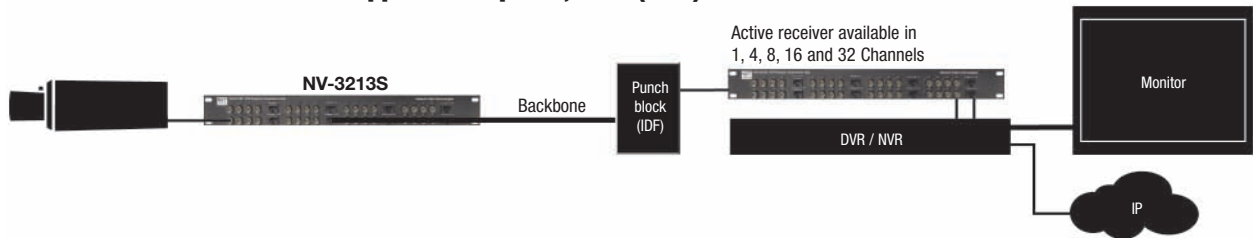
32-Channel Video Transceiver Hub

Typical Applications

Passive to Passive Application up to 750ft (225m)



Passive "S" Hub to Active Hub Application up to 3,000ft (1km)



Network Video Technologies

4005 Bohannon Drive • Menlo Park, CA 94025 • USA
(+1) 650.462.8100 • FAX (+1) 650.326.1940
nvt.com • www.nvt.com/email